

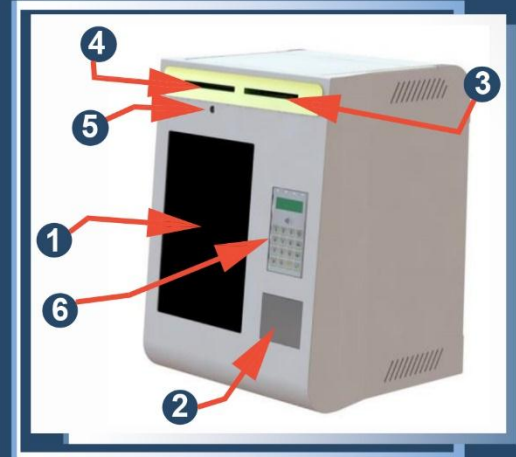


SMART AIRPORT SOLUTIONS

SBDv1 / SBDv2 - installed on the existing CHECK-IN COUNTERS

Kiosk SBDv1 / SBDv2


1. Industrial Touch screen tablet 12.
2. Barcode scanner
3. BTP printer -baggage tag printer, RFID module optional.
4. ATB printer - boarding pass printer
POS printer (SBDv2 only).
5. Pos Terminal (SBDv2 only).
6. HD webcam - for facial recognition (SBDv2).



The differences between the SBDv1 and SBDv2 kiosks are integration of HD camera for biometrics , addition of POS terminal for the payment of excess baggage fees and the replacement of boarding pass printer with the POS printer.

SBDv2 KIOSK features


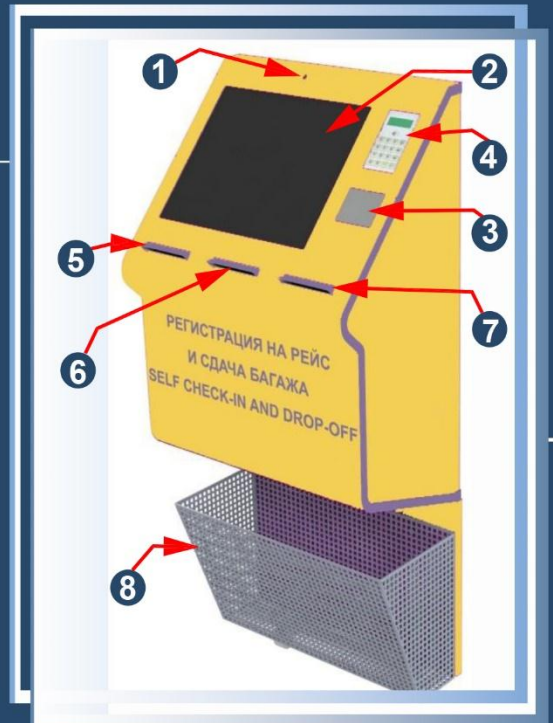
- Self check-In;
- Self baggage drop off;
- Reprint;
- Payment for excess baggage;
- Facial recognition.



SBDv3 - embedded on a standard CHECK-IN COUNTERS

Kiosk SBDv3

1. HD webcam - for facial recognition
2. Touch screen 17"
3. Barcode scanner
4. POS PayPass terminal
5. BTP printer - baggage tag printer, RFID module optional.
6. POS printer
7. ATB printer - boarding pass printer
8. Basket



SBDv3 KIOSK features

- Self check-In;
- Self baggage drop off;
- Reprint;
- Payment for excess baggage;
- Facial recognition.

SBDv4 - island type, placed in the public area

Kiosk SBDv4

1. HD webcam - for facial recognition.
2. Touch screen 17".
3. Barcode scanner.
4. POS PayPass terminal.
5. BTP printer - baggage tag printer, RFID module optional.
6. POS printer.
7. ATB printer - boarding pass printer.
8. Scales.
9. Passport reader - optional.



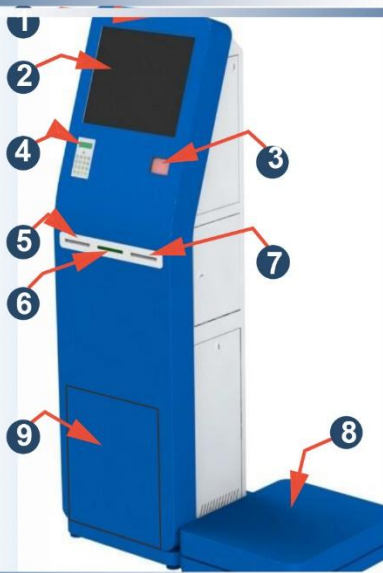
SBDv4 Kiosk Features

- Self check-in
- Self baggage check-in;
- Boarding pass printing after scanning barcode from paper or mobile display
- Payment for excess baggage;
- Facial recognition;
- Passport reader - optional.



Set - SBDv5 island type + SBDv1 baggage self-loading module

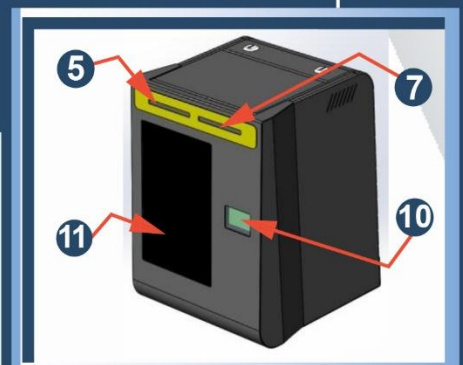

SBDv5 + SBDv1



1. HD webcam - for facial recognition
2. Touch screen 17"
3. Barcode scanner
4. POS PayPass terminal
5. BTP printer - baggage tag printer, RFID module optional.
6. POS printer
7. ATB printer - boarding pass printer
8. Scales
9. Basket - optional.
10. Baggage sending module scanner.
11. High resolution touch screen tablet
12. ** Sending module can be used as a self service kiosk SBDv1.

SBDv5 + SBDv1 features

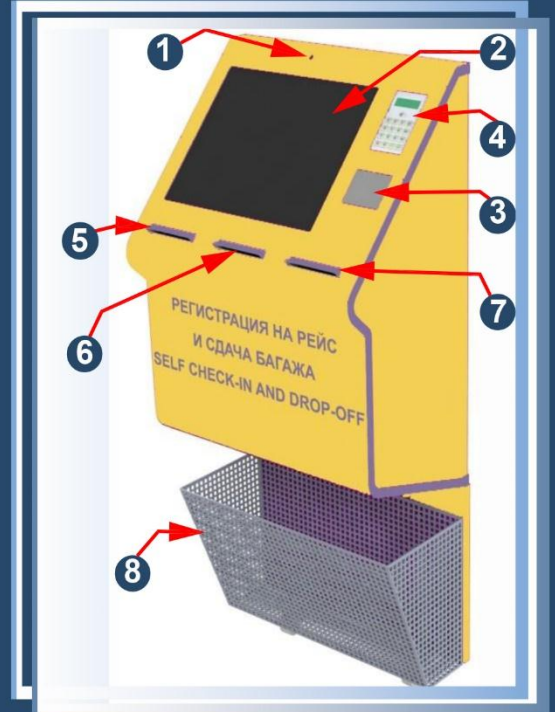
- Self check-in
- Self baggage check-in
- Reprint
- Pay for excess baggage.
- Facial recognition
- ** Self drop off baggage



SBDv6 - separate self check-in & baggage drop off zone with the set of kiosk and baggage conveyors


Kiosk SBDv6

1. HD webcam for facial recognition
2. Touch screen 17 in.
3. Barcode scanner
4. POS terminal PayPass
5. BTP printer - baggage tag printer RFID module optional.
6. POS printer
7. ATB printer - boarding pass printer
8. Basket
9. Weighing conveyor.
10. Roller shutters
11. Protective box
12. Belt conveyor
13. Industrial PC



SBDv6 KIOSK features

- Own conveyors system with the protection against **ILLEGAL objects**;
- Self check-in;
- Self baggage drop off;
- Reprint;
- Payment of excess baggage fees;
- Facial recognition;



📍 CH-8049, Limmattalstrasse 18H,
Zurich, Switzerland
Phone: (+4144) 311-94-00
E-mail: info@zamar.aero